



TECHNICAL DATA

- Connections:
 - Fluid 1/2"
 - Air 1/4"
- Max Flow-rates: 65 l/min
- Max air pressure: 8 Bar
- Max delivery head: 80 mt
- Max suction head:
 - Dry 5 mt
 - Wet 9.8 mt
- Max solid passing: 3.5 mm
- Noise level: 72 dB
- Displacement per stroke: 140 cc
- Pump casing materials:
 - PP
 - PVDF+CF
 - ALUMINIUM
 - AISI 316
- Max viscosity: 25.000 cps

DUOTEK diaphragm pumps are characterized by exceptional performance, power and strength, making them ideal for pumping liquids with very high apparent viscosity up to 25.000 cps (at 20°C), even if containing suspended solids.

The stall-prevention pneumatic system assures a safe pump running and it does not need lubricated air. Self-priming dry capacity even with considerable suction head, fine tuning of speed without pressure loss and the possibility of dry operation without suffering damage mean that these pumps offer unrivalled versatility. In addition, the huge choice of construction materials allows selection of optimum chemical compatibility with the fluid and/or environment without neglecting the temperature range.

They are specifically designed for demanding applications with high humidity or in potentially explosive atmospheres (ATEX Certification):

- **ATEX**  **Zone 2** in all versions: **EX II 3/3 GD c IIB T135°C**

model										
AF Pneumatic Diaphragm Pumps										
type										
00 ATEX Zone 2										EX II 3/3 GD c IIB T135°C
series	flow rate [l/min]		connection [BSP]		° suction lift [m]	passing solid [Ø mm]	max viscosity [Cps]	max noise [dB]	displac./cycle [cc]	
0060	65		1/2" *	1/4"	5	3,5	20.000	70	140	
* FLANGED: add the cost of the related KIT ° With DRY pump. To WET pump: 9,8 m										
body material										
P Polypropylene + Glass fiber										
K PVDF + Carbon fiber										
A Aluminium										
S SS316										
AIR diaphragm										
H Hytrel										
M Santoprene										
D EPDM										
N NBR										
FLUID diaphragm										
X WITHOUT PTFE diaphragm										
T PTFE										
balls										
T PTFE										
S SS316										
D EPDM										
N NBR										
ball seats										
P Polypropylene										
K PVDF										
S SS316										
A Aluminium										
Z PE-UHMV										
O-Rings										
D EPDM										
V FPM										
T PTFE										
N NBR										
connections										
1 BSP threaded										
2 Flanged										
4 Twin connection										
5 NPT threaded										
6 BSP threaded + metal ring										
7 Extra connections										
optional										
- NONE (open A-B)										
__ open A-B (std) and any possible opening										
Y External pump control WITH solenoid										
X External pump control WITHOUT solenoid										
Z predisposition for Stroke Counter										

AF

00

0060

P

N

T

T

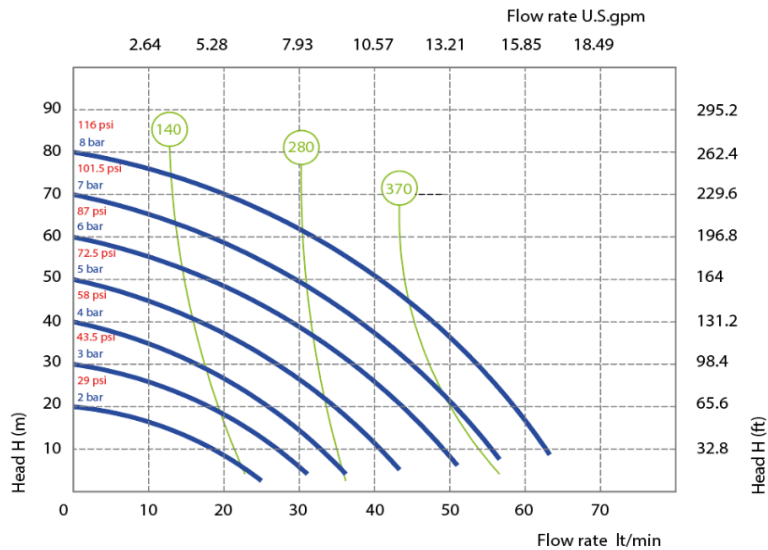
P

V

1

-

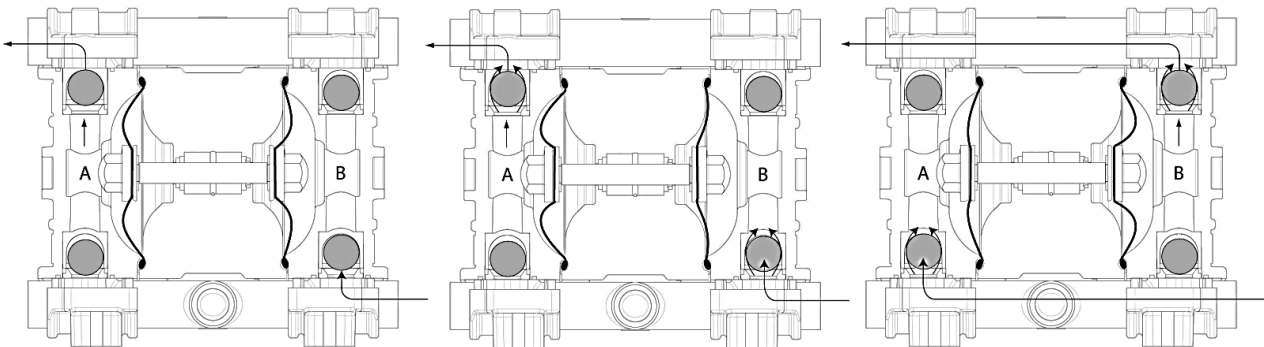
HYDRAULIC CHARACTERISTICS



* The curves and performance values refer to pumps with submerged suction and a free delivery outlet with water at 20°C, and vary according to the construction material.

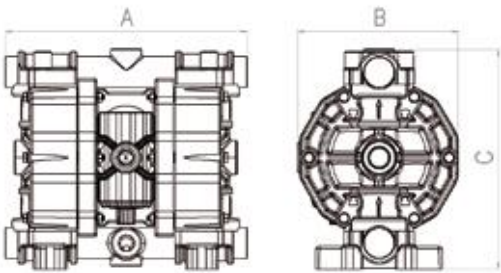
OPERATING PRINCIPLE

The pneumatic distribution system sends compressed air behind one of the two diaphragms (A), which pushes the fluid towards the delivery circuit. Simultaneously, the opposing diaphragm (B) is located, creating a vacuum in the chamber B, in the suction phase, moved from the shaft that connect the diaphragm to the other (A). In this way the product is sucked from the intake manifold, thanks to de-pressure created in the fluid chamber. When the diaphragm (A), under pressure, reaches the limit of the stroke the distributor switches the two inputs, and the cycle starts again. At the same time, the balls open and close, alternating the chamber A and B, in the closed situation for suction and open delivery in the situation.



DIMENSIONS (ALL materials)

	A	B	C	Weight	Temperature	
PP	238 mm	165 mm	249 mm	4 kg	- 4°C	+ 65°C
PVDF	238 mm	165 mm	249 mm	4,5 kg	- 20°C	+ 95°C
ALU	234 mm	165 mm	245 mm	5 kg	- 20°C	+ 95°C
SS	234 mm	165 mm	268 mm	6 kg	- 20°C	+ 95°C



AVAILABLE CONNECTIONS

Standard = A B
IN = A-E-T-C-G
OUT =B-S-D-F-P

