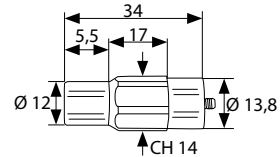




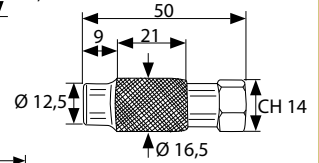
Art.no. **2114**

Art.no. **2114**  
Automatic anti-drip nozzle, Ø 12 mm - length 34 mm.  
Connection M12x1 (F).



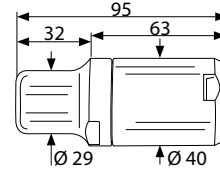
Art.no. **2121**

Art.no. **2121**  
Manual anti-drip nozzle Ø 12.5 mm. Connection M12x1 (F).




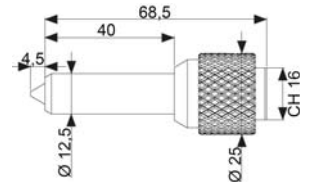
Art.no. **2143**

Art.no. **2143**  
Automatic anti-drip nozzle ø 29 mm, suitable for high delivery oil control guns, connection 1" BSP (F).



Art.no. **2146**

Art.no. **2146**  
Manual anti-drip nozzle with tap Ø 12.5 mm.  
Connection M12x1 (F).



Art.no. **2108**

Art.no. **2110**

Art.no. **2115**

Art.no. **2132**

Art.no. **2136**

Art.no. **2104**

Art.no. **2142**

Art.no. **2140**

Art.no. **2104**

Straight flexible rubber outlet, length 300 mm, with manual anti-drip nozzle with screw regulation. Connection 1/2" BSP (M).

Art.no. **2108**

Curved rigid outlet, Ø 12 mm, 1/2" BSP (M), with automatic anti-drip nozzle.

Art.no. **2110**

Standard rigid outlet, Ø 12 mm, 1/2" BSP (M), with automatic anti-drip nozzle.

Art.no. **2115**

Standard rigid outlet, Ø 16 mm, 1/2" BSP (M), with automatic anti-drip nozzle.

Art.no. **2132**

Flexible rubber outlet, Ø 1/2", with curved rigid 80° stem and automatic anti-drip nozzle. Connection 1/2" BSP (M).

Art.no. **2136**

Flexible rubber outlet, ø 1/2", with curved rigid 90° stem and combined manual anti-drip nozzle with tap, art.no. 2146. Connection 1/2" BSP (M).

Art.no. **2140**

Inline oil flow control tube, with transparent insert. Connection 1/2" BSP (M/F).

Art.no. **2142**

Flexible rubber outlet, Ø 1/2", with curved rigid 80° stem and manual anti-drip nozzle. Connection 1/2" BSP (M).



Art.no. **2106**



Art.no. **1107**

Art.no. **1107**

Inlet swivel, in stainless steel AISI 304, connections 1/2" BSP (M), max static pressure 200 bar.

Art.no. **2106**

Inlet swivel, in galvanized steel, connections 1/2" BSP (M), max static pressure 200 bar.

Art.no. **2106/NPT**

Inlet swivel, in galvanized steel, connections 1/2" BSP -NPT (M), max static pressure 200 bar.



Art.no. **2107/34**

Inlet swivel, in galvanized steel, connections 3/4" BSP (M) - 1" BSP (F), max. static pressure 150 bar.

Art.no. **2107/36**

Inlet swivel, in galvanized steel, connections 1" BSP (M) - 1" BSP (M), max. static pressure 150 bar.

Art.no. **2107/10**

Inlet swivel, in galvanized steel, connections 1" BSP (M) - 1" BSP (F), max. static pressure 150 bar.

Art.no. **2107/33**

Inlet swivel, in galvanized steel, connections 3/4" BSP (M) - 3/4" BSP (M), max. static pressure 150 bar.

Art.no. **2107/35**

Inlet swivel, in galvanized steel, connections 3/4" BSP (M) - 1" BSP (M), max. static pressure 150 bar.